

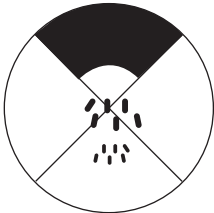


HOW TO USE EDGE GLUED PANELS?



BE CAREFUL ABOUT THE DIRECTION OF THE MATERIAL



allwado transforest

Factory in Antalya :
Organize Sanayi Bölgesi 2. Kısım 23.
Cad. No: 3 Antalya – TURKEY
Tel: +90 242 258 18 58

Factory in Russia :
Industrialnaya 26 PankovkaSettiVelkiy
Novgorod RUSSIA
Tel: +7816 279 91 99
www.alanyaliahsap.com.tr

alanyali@alanyaliahsap.com.tr
www.allwado.com.tr- info@allwado.com.tr

STORING PANELS

- The wood is a material which is always alive.
- The instructions for how to use and store the Solid Panel should be read and applied.
- The panels which are unpacked or have defected packages should not be bought and they should not be unpacked until they need to be used.
- The panels which will be stored should not be unpacked, and they should be stored horizontally and together with the panels of the same wideness and length. During the storage, the products should not be put directly on the floor, dunnage and support blocks should be the same thickness and they should be placed on line. The plaques should not be stored by reclining against the wall vertically.
- The stored panels should not be exposed to the excessive air circulation. The panels should be protected from direct sunlight or excessive moisture until the process stage.
- The panels should be protected from impacts, pressures and damages from other materials.

USING PANELS

- It is necessary for the unpacked panels should be kept in the place for a while before using in order them to comply with the atmospheric conditions (temperature, moisture) of the place where the panels will be used to redress the moisture balance.
- The unpacked panels should be processed as soon as possible. The panel parts should be wrapped stretch nylon or the same kind of protector, and they should be protected from moisture, wind and direct sunlight.
- The produced panel parts should be polished as soon as possible in order them not to aerify. The materials which will be applied on the panels such as varnish, polish, paint etc. should be applied equally on the surface.
- For the sensitivity of the products which will be produced from the wooden panels, the techniques and equipment suitable for the working directions of the materials should be used and the products should be designed applicable for the solid material properties.
- During the designation, the longitudinal and transverse directions of the panels are different in durability should be considered, and the works which can reduce the resistance and mechanic properties of the panels should be avoided.
- During the cutting of the panels, the cutting process should be parallel to the direction of fibre.
- The wooden panel parts should be used as single parts as possible, and if it is necessary to glue them, PVA D3 – PVA D4 glues should be used.
- It is good to packaging the parts which are processed until the montage in order them not to be exposed to scratching, hitting, breaking etc. It is unfavourable to use the products which are deformed in such ways without carrying out necessary maintenance.
- The humidity of the ground of the stairs which will be built with wooden panels should be definitely checked, and if necessary, the humidity should be inhibited to contact with the panel by using materials such as polystyrene, foam etc.
- It is unfavourable for the furniture made from the solid panel to be exposed direct sunlight for a long time for the natural structure of the wood to be exposed.

TREE SPECIE			
PINE <input type="checkbox"/>	SPRUCE <input type="checkbox"/>	BIRCH <input type="checkbox"/> <input type="checkbox"/>
QUALITY			
AA <input type="checkbox"/>	AB <input type="checkbox"/>	BB <input type="checkbox"/>	BC <input type="checkbox"/>
CC <input type="checkbox"/>			
CORE			
<input type="checkbox"/>		<input type="checkbox"/>
GREENY <input type="checkbox"/>	RESINY <input type="checkbox"/>	ONE-SIDED <input type="checkbox"/>	TWO-SIDED <input type="checkbox"/>
THICKNESS	WIDENESS	LENGTH	
16mm <input type="checkbox"/>	900mm <input type="checkbox"/>	2100mm <input type="checkbox"/>	
18mm <input type="checkbox"/>	930mm <input type="checkbox"/>	2850mm <input type="checkbox"/>	
25mm <input type="checkbox"/>	1200mm <input type="checkbox"/>	2900mm <input type="checkbox"/>	
28mm <input type="checkbox"/>	1210mm <input type="checkbox"/>	2950mm <input type="checkbox"/>	
30mm <input type="checkbox"/>	1220mm <input type="checkbox"/>	3000mm <input type="checkbox"/>	
35mm <input type="checkbox"/> <input type="checkbox"/>	3450mm <input type="checkbox"/>	
40mm <input type="checkbox"/> <input type="checkbox"/>	3500mm <input type="checkbox"/>	
..... <input type="checkbox"/> <input type="checkbox"/> <input type="checkbox"/>	